

MODEL TEST PAPER

SUBJECT: ENGLISH

NAME:CLASS: 1 SEC:ROLL NO:

I. A. Write the capital letters for these small letters:

b ___ r ___ t ___ y ___


B. Write the small letters for these capital letters:

D ___ G ___ H ___ Q ___

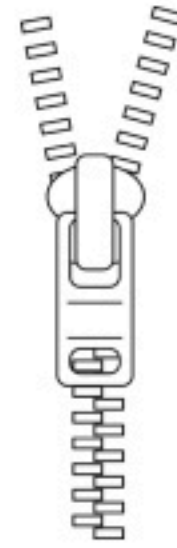
II. A. Fill in vowels to name the pictures. Use capital letters:




S ___ N



H ___ T



Z ___ P



D ___ G

B. Fill in consonants to name the pictures. Use small letters:



___ i n



___ a t



p o ___



t e ___

III. Write the names of these fruits in alphabetical order:

1. mango apple grapes

2. orange banana pear

IV. Comprehension:

Read the passage carefully and tick the correct answer:

Raj has a ball. It is blue in colour. It is round.

He enjoys playing with his ball.

1. Raj has a a. ball b. kite
2. His toy colour is a. red b. blue

V. Creative Writing:

Use the words from the box and complete the sentences.

yellow	sweet	love	mango	juicy
--------	-------	------	-------	-------

This is a _____. It is _____ in colour.

It is _____ and _____.

I _____ eating mangoes.

VI. A. Circle the correct words given in the bracket:

1. Trees give us (shade / light).
2. The mangoes were (salty/ sweet).
3. Vasu could hear (chirp, chirp! meow, meow!)
4. (Grandmother/ Grandfather) planted the mango tree.

B. Who said these words? Write Vasu, Amir, Payal or Lila.

1. What fun it is to play here! _____
2. Yes, it is very cool here. _____
3. Yes, I can hear chirp, chirp! _____
4. Hey, that mango is about to fall. Catch it! _____

C. Answer the following questions:

1. Where are the children playing?

Ans: _____

2. How were the mangoes?

Ans: _____

ಲೂಡ್ಸ್‌ ಸೆಂಟ್ರಲ್ ಸ್ಕೂಲ್, ಬಿಜೈ ಮಂಗಳೂರು

ಪ್ರಥಮ ಅವರ್ತಕ ಪರೀಕ್ಷೆ Model Test Paper ಜುಲೈ 2022

ತರಗತಿ : 1

ಸಮಯ : 50 ನಿಮಿಷಗಳು

ದಿನಾಂಕ:

ಅಂಕಗಳು: 20

ಹೆಸರು-----ಕ್ರಮಸಂಖ್ಯೆ-----ವಿಭಾಗ-----

1. ಬಿಟ್ಟ ಅಕ್ಷರವನ್ನು ತುಂಬಿರಿ. (Fill in the missing letters) 2

ಅ			ಈ
---	--	--	---

2. ಅಕ್ಷರವನ್ನು ಸರಿಯಾದ ಚಿತ್ರಕ್ಕೆ ಹೊಂದಿಸಿ (Match the following to the given picture) 4

ಅ



ಈ



ಇ



ಉ



3. ಸರಿಯಾದ ಅಕ್ಷರಕ್ಕೆ ಜೋಡಿಸಿ (Match the Letters) 4

ಈ

ಅ

ಉ

ಇ

ಉ

ಇ

ಈ

ಅ

4. ಅಂದವಾಗಿ ಬರೆಯಿರಿ. (Write neatly)

8

7

6

0

5


U

U

E

8

5. ಈ ಕೆಳಗಿನ ಚಿತ್ರಕ್ಕೆ ಬಣ್ಣ ಹಚ್ಚಿರಿ. (Colour the picture) 2



1. स्वर लिखिए

अ _____

— अं

2. व्यंजन लिखिए

क _____

च _____

3. चित्रों के नाम लिखिए ।

(बटन, बस)



4 वर्ण को जोड़कर लिखिए।

छ + ह =

ल + ह + र =

5 मिलान कीजिए

सच - चल

घर -- क

6. सुलेख--

अमन सड़क पर मत टहल।

LOURDES CENTRAL SCHOOL, BEJAI, MANGALURU

MODEL TEST PAPER

SUBJECT: EVS

NAME:**CLASS: 1 SEC:****ROLL NO:**

I. Fill in the blanks:

1. My name is _____.
2. I am a _____.
3. I am _____ years old.
4. My favourite game is _____.
5. My favourite colour is _____.
6. My favourite food is _____.

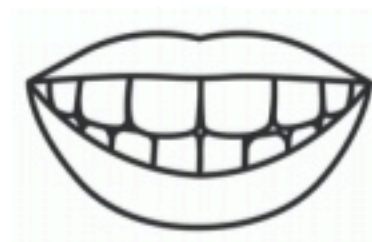
II. Write True or False:

1. I have one stomach. _____
2. I have five fingers. _____
3. I have one chest. _____
4. I have one head. _____
5. I have two toes. _____

III. Name the following:





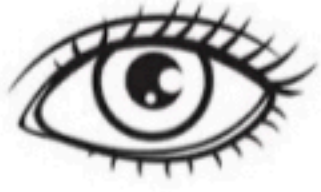






IV. Match the following:

1.




a. lips

2.



b. eye

3.



c. head

4.



d. leg

V. Think and answer:

Name the part of your body you use to write.

LOURDES CENTRAL SCHOOL, BEJAI MANGALURU
PERIODIC TEST 1 SUBJECT : MATHS MODEL PAPER

CLASS : I

MAX MARKS: 20

Name: _____ Sec : _____ Roll No: _____

I. Choose the correct answer and fill in the blanks.

1. The number name for the numeral 3 is _____ (three , tree)
2. The number before 4 is _____ (5, 3)
3. When we add two numbers we get their _____. (number, sum)
4. We write 5 is greater than 4 as $5 _ 4$ (< >)

II. Fill in the blanks.

1. + means to put together or _____.

2.  +  _____ + _____ = _____

3. The number between 3 and 5 is _____.

4. The numeral for six is _____.

III. Match the pictures with the number.

a) 2



b) 1



c) 8

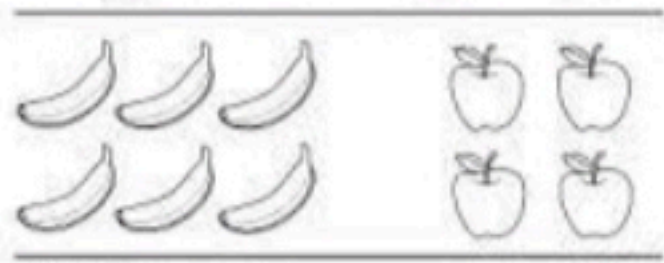


d) 4

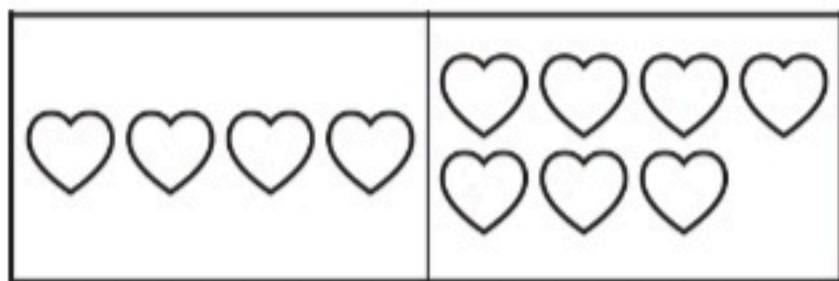


IV. Solve

1. Tick the set which has more.



2. Tick the set which has less.



3. Write the number names for the following.

2- _____ 7- _____ 10- _____ 8- _____

4. Count and write





5. Before

___ 2

After

7 ___

Between

3 ___ 5

___ 3

9 ___

2 ___ 4

6. Put the correct symbol > <

$7 \text{ ___ } 9$

$1 \text{ ___ } 10$

$1 \text{ ___ } 5$

$6 \text{ ___ } 0$

7. Add

$$\begin{array}{r} 2 \\ + 4 \\ \hline \end{array}$$

$$\begin{array}{r} 8 \\ + 1 \\ \hline \end{array}$$

$$\begin{array}{r} 4 \\ + 0 \\ \hline \end{array}$$

$4 + 4 = \square$

$6 + 4 = \square$

$2 + 5 = \square$